
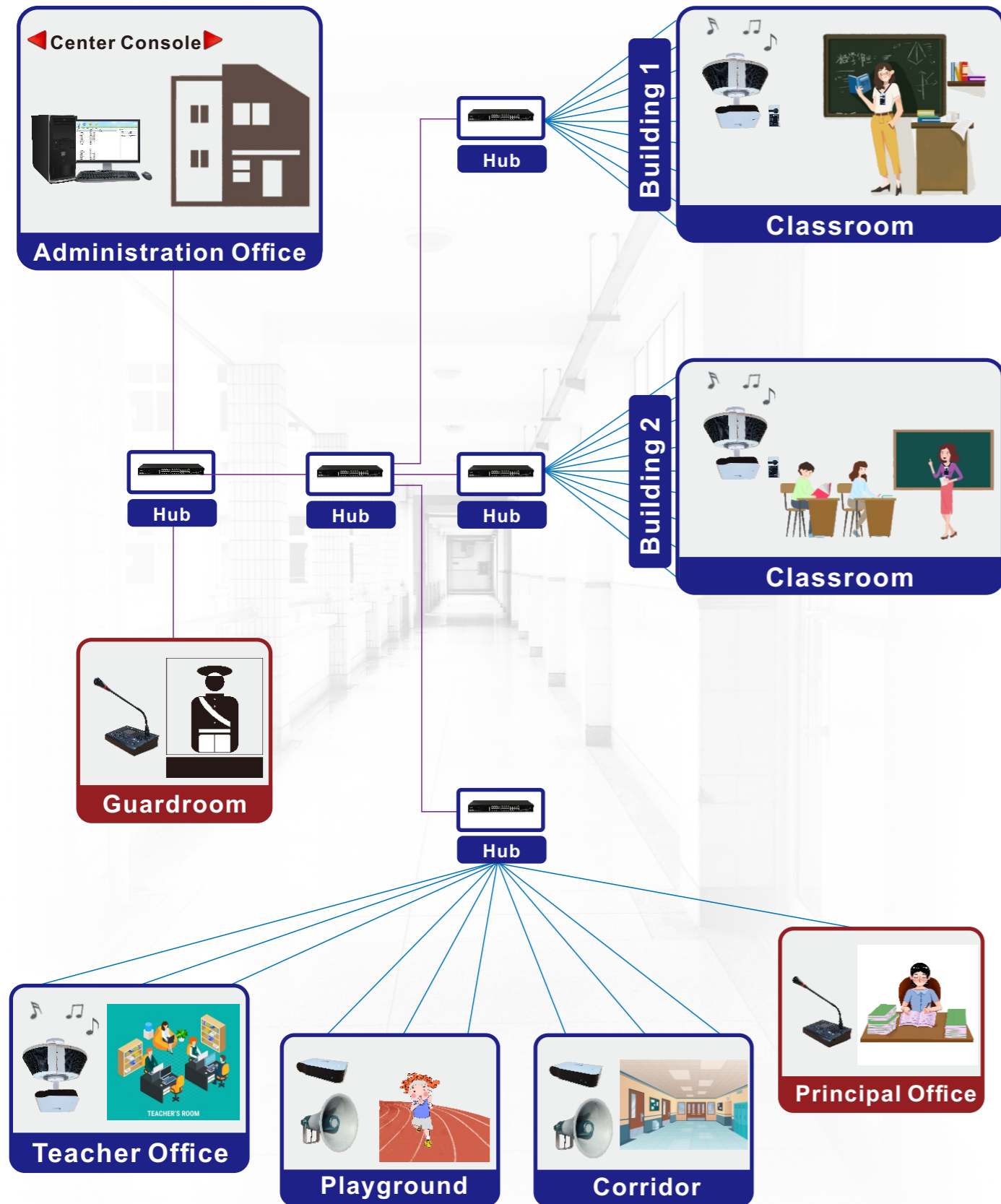






Our IP-Based broadcasting system-small devices to create a happy campus.



IP-Based Hi-Fi Broadcasting System

We are always looking for the product to optimize the best sound quality in the broadcasting system, right here.

- 
High sound quality: Use Hi-Fi level speakers to upgrade the sound quality in teaching and broadcasting
- 
Easy to use: Use computer server and software to replace center console makes the broadcast system easier to operate.
- 
Easy maintenance: It is easy to maintain this broadcasting system by using the network cable to install.
- 
Happy learning: Through the connection of teaching and broadcasting, a happy learning scene can be created anytime and anywhere.



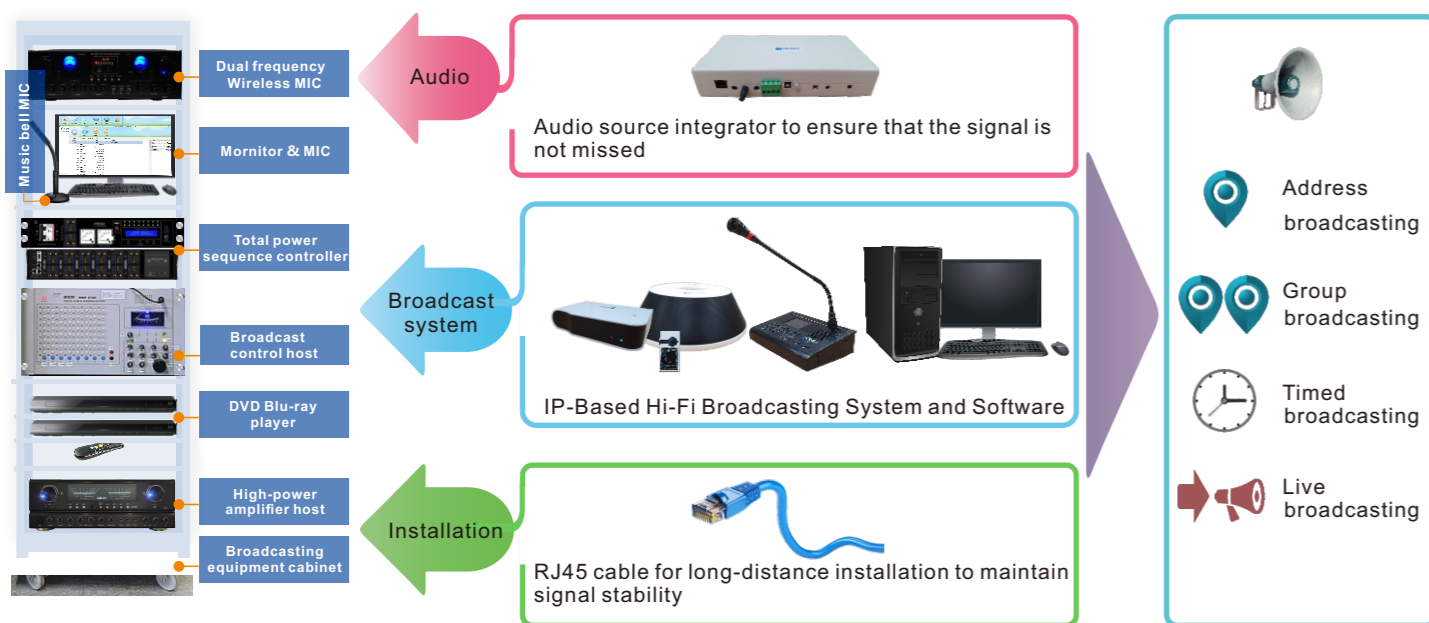
BOXLIGHT-Asia Operation Center
<http://www.boxlight-asia.com>
 Email: sales@boxlight-asia.com



Turn complex into simple to digitalize your campus broadcast

To get rid of the traditional equipment and chaotic cable installation, it use Cat.5 cables to keep the sound quality and save construction costs and maintenance costs.

Use audio trigger device to link the signal sources from different devices (such as computers, DVD players, earthquake alarms, etc.) to prevent signals loss and let teachers and students receive all message and respond the emergencies.



Broadcast and teaching can be used together and reached anywhere and anytime



With the graphical broadcasting software it can easily edit and set the grade, class address and activity bells as well as real-time broadcast. Intercom function from classroom to center console can also be carried out from this system.



In class, teacher holds a lightweight microphone for teaching and feeds back the perfect sound through the Hi-Fi speakers to excite students' willingness to learn under the high sound quality circumstance.

The unique instant intercom button on the wireless microphone allows the teacher to notify the control center in time when there is an emergency for immediate action. The sliding cover design can avoid accidental presses.



Easily complete system settings and payback schedules

IP broadcasting software includes three types:

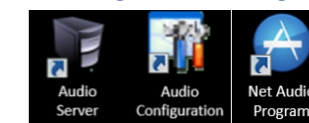
-Audio Server- Start up the IP address of the broadcast server automatically.

-Audio Configuration- Automatically detect the connection status and IP address of each device in the network domain. It can also remotely control the upgrade function replacing the traditional time-consuming updating work for different classrooms.

-Net Audio Program- The parameter settings to the connected device can be adjusted, such as: groups setting and defining class IP address. Adjust the appropriate volume according to the site and arrange customized scheduling, such as: cleaning bells in the morning, class bells, or English listening exam... etc.



NAManager broadcasting software :



Computer Server Specification :

- OS: Windows 7, Windows 10
- CPU: Intel Core i5 or above
- HDD: 500G or more
- LCD Monitor: 19" or above

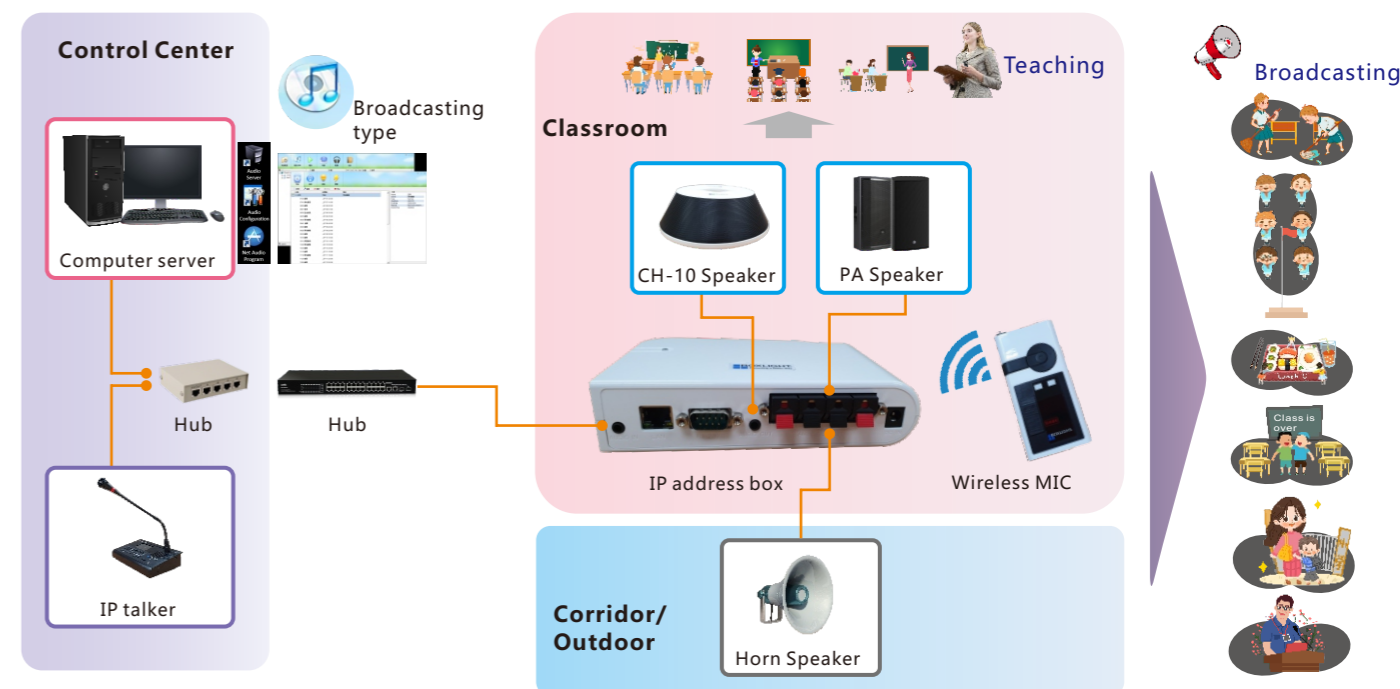
Total audio solution to school

Installation via Cat.5 digital cable can keep a stable signal to ensure the sound quality of the broadcast.

With scalability, the old equipment can be linked to new system to use continuously to strengthen the efficiency of equipment use. It can also be connected with horn speakers to make every corner of the campus can hear the broadcast clearly.

The IP address installed in the classroom can not only receive campus broadcasts, but also can be used as a wireless microphone receiver in the classroom, making wireless teaching easy.

Under the trend of General English Proficiency Test, English listening tests can now be carried out in the classroom through the IP audio broadcasting system to improve efficiency.



Low	Acquisition cost	High
High	Available time flexibility	Low
Many	Number of people who can use at the same time	A few

